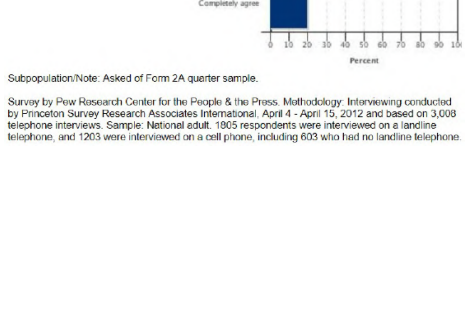
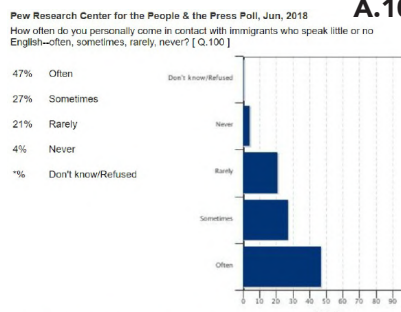
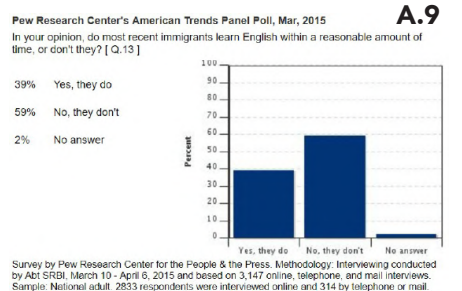
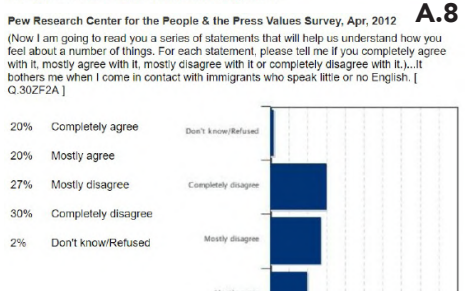
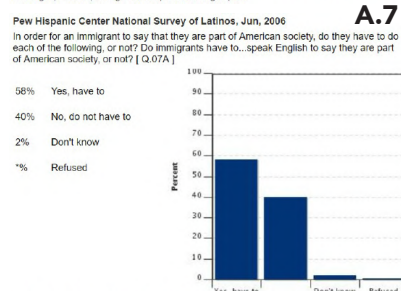
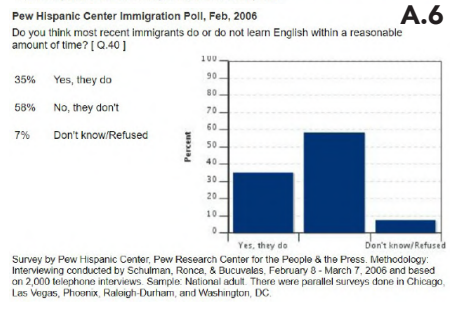
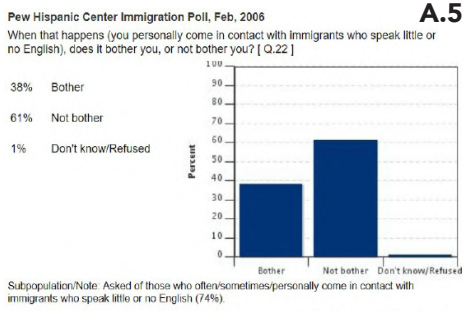
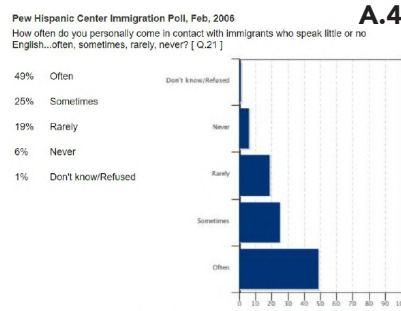
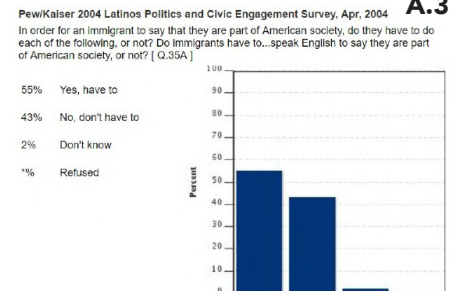
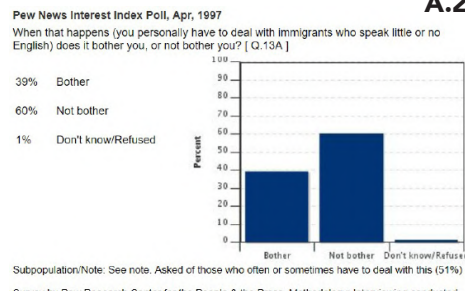
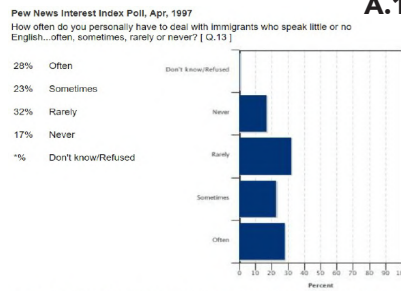


## Appendix

The following screenshots are of pertinent questions and their responses from the seven aforementioned polls conducted by the Pew Research Center. These questions address immigrants' proficiency in and use of the English language. [19]



**Figure A.1.** Question 13 and its responses from an April 1997 poll  
**Figure A.2.** Question 13A and its responses from an April 1997 poll  
**Figure A.3.** Question 35A and its responses from an April 2004 poll  
**Figure A.4.** Question 21 and its responses from a February 2006 poll  
**Figure A.5.** Question 22 and its responses from a February 2006 poll  
**Figure A.6.** Question 23 and its responses from a February 2006 poll  
**Figure A.7.** Question 7A and its responses from a June 2006 poll  
**Figure A.8.** Question 30Z and its responses from an April 2012 poll  
**Figure A.9.** Question 13 and its responses from a March 2015 poll  
**Figure A.10.** Question 100 and its responses from a June 2018 poll  
**Figure A.11.** Question 101 and its responses from a June 2018 poll